



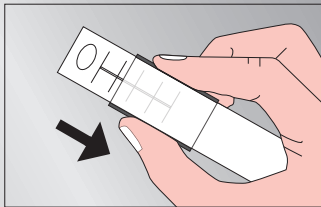
Safe disposal- blade box



Now there is a safe way
to dispose of used blades!

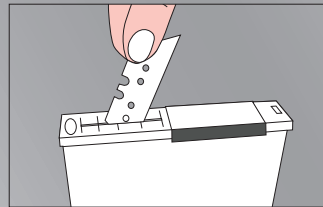
The solution for easy collection and safe disposal of used
utility knife blades and blade segments.

1. Collect blades



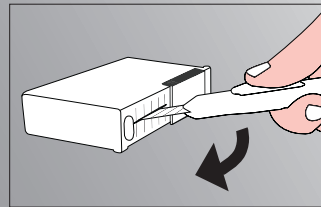
Open the blade box

Slide the cover open to expose the slit and prepare the blade box for use.



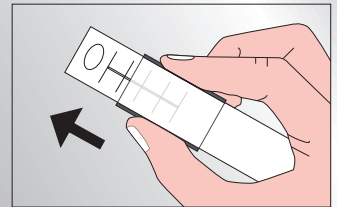
Dispose of used utility knife blades

Insert used blades through the slit in the box.



Snap off segmented blades in the slit

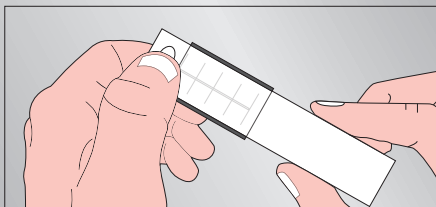
Insert the segmented blade in the slit and snap off the blunt segment.



Close the blade box

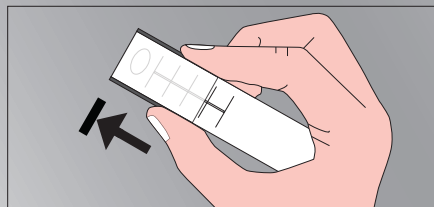
Slide the cover back over the slit to close the blade box until the next use.

2. Safely dispose of the filled box



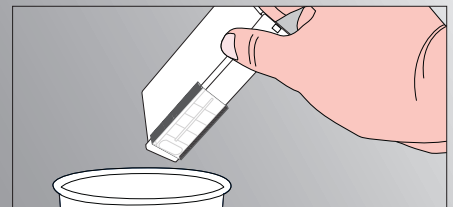
Blade box is full

Press the safety button down.



Permanent locking

Now slide the cover over the depressed safety button to close the blade box permanently.



Safely dispose of the filled box

Now you can dispose of the full blade box safely.

www.safe-disposal-bladebox.com